

| DEMOGRAPHIC CHARACTERISTICS                               |               |               |               |      |      |  |
|---|---------------|---------------|---------------|------|------|--|
| Population  | 2000          | Present Year  | 2017          |      |      |  |
|   |               | 2012          |               |      |      |  |
| <b>Population by Age Group</b>                            |               |               |               |      |      |  |
| Under - 19  | 16,721        | 16,898        | 17,779        |      |      |  |
| 20 - 34   | 11,373        | 12,618        | 13,151        |      |      |  |
| 35 - 54   | 18,215        | 18,330        | 18,477        |      |      |  |
| 55 - 74   | 7,176         | 12,704        | 14,930        |      |      |  |
| 75 - Older  | 2,150         | 3,803         | 4,217         |      |      |  |
| <b>Total:</b>   | <b>55,635</b> | <b>64,355</b> | <b>68,553</b> |      |      |  |
| <b>% Distribution by Age Group</b>                        |               |               |               |      |      |  |
| Under - 19  | 30.10%        | 26.30%        | 26.00%        |      |      |  |
| 20 - 34   | 20.40%        | 19.60%        | 19.20%        |      |      |  |
| 35 - 54   | 32.70%        | 28.40%        | 27.00%        |      |      |  |
| 55 - 74   | 12.90%        | 19.70%        | 21.70%        |      |      |  |
| 75 - Older  | 3.90%         | 5.90%         | 6.20%         |      |      |  |
| Median Age  | 34.7          | 38.2          | 38.7          |      |      |  |
| <b>Households</b>   |               |               |               |      |      |  |
| Number  | 20,793        | 25,393        | 26,852        |      |      |  |
| Median Household Income                                   | \$56,494      | \$61,622      | \$67,772      |      |      |  |
| Average Household Income                                  | \$67,950      | \$78,911      | \$86,925      |      |      |  |
| <b>Household Income Distribution</b>                      |               |               |               |      |      |  |
| Under - \$35,000  | 5,491         | 5,822         | 3,233         |      |      |  |
| \$35,001 - \$50,000                                       | 3,312         | 3,471         | 2,946         |      |      |  |
| \$50,001 - \$75,000                                       | 5,350         | 5,944         | 7,443         |      |      |  |
| \$75,001 - Above  | 6,604         | 10,156        | 11,890        |      |      |  |
|   | 2008          | 2009          | 2010          | 2011 | 2012 |  |
| Net Migration Last Five Years Available (Tarrant County)  | 2.3           | 2.2           | 1.4           | 2.1  | 1.8  |  |
| <b>Workforce Education Attainment (25 + Years of Age)</b> |               |               |               |      |      |  |
|   | Percentage %  |               |               |      |      |  |
| Under - 12th grade  | 5.00%         |               |               |      |      |  |
| High school graduate (includes equivalency)               | 26.90%        |               |               |      |      |  |
| Some College, no degree                                   | 28.10%        |               |               |      |      |  |
| Associate Degrees   | 7.50%         |               |               |      |      |  |
| <b>Subtotal:</b>  | <b>67.50%</b> |               |               |      |      |  |
| <b>College Graduates</b>                                  |               |               |               |      |      |  |
| Bachelor's degree   | 25.80%        |               |               |      |      |  |
| Graduate or professional degree                           | 6.70%         |               |               |      |      |  |
| <b>Total:</b>   | <b>32.50%</b> |               |               |      |      |  |

Source

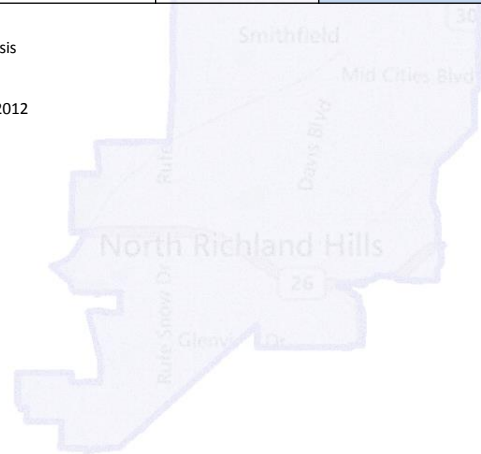
U.S. Census Bureau, 2010 American Community Survey

U.S. Census Bureau, Census 2010 data, ESRI forecasts for 2012 & 2017

| LABOR FORCE CHARACTERISTICS   |                       |               |               |                   |                             |             |             |                   |
|---|-----------------------|---------------|---------------|-------------------|-----------------------------|-------------|-------------|-------------------|
| Civilian Labor Force  | 2007                  | 2008          | 2009          | 2010              | 2011                        | 2012        | 2013 Q1     |                   |
| Unemployment Rate (for month & year use most recent information available and seasonally adjusted annual average) | 3.8                   | 4.4           | 6.0           | 7.2               | 7.0                         | 5.9         | 5.3         |                   |
| Non-Agricultural Employment Reported by Place of Work   | Total Number Employed |               |               |                   | % of Total Employed Persons |             |             |                   |
|   | 2000                  | 2010          | 2012          | 5 Year Projection | 2000                        | 2010        | 2012        | 5 Year Projection |
| Mining  | 86                    | 97            | 380           | 332               | 0.30%                       | 0.30%       | 1.10%       | 1.00%             |
| Construction  | 1,940                 | 2,264         | 2,968         | 2,267             | 6.40%                       | 7%          | 8.90%       | 6.80%             |
| Manufacturing   | 3,533                 | 2,814         | 2,796         | 3,287             | 11.70%                      | 8.70%       | 8.40%       | 9.90%             |
| Transportation & Public Utilities   | 3,065                 | 2,975         | 2,167         | 2,752             | 10.20%                      | 9.20%       | 6.50%       | 8.30%             |
| Wholesale Trade   | 1,356                 | 1,229         | 1,100         | 1,132             | 4.50%                       | 3.80%       | 3.30%       | 3.40%             |
| Retail Trade  | 4,168                 | 4,399         | 4,148         | 3,826             | 13.80%                      | 13.60%      | 12.40%      | 11.60%            |
| Information   | 1,239                 | 938           | 754           | 863               | 4.10%                       | 2.90%       | 2.30%       | 2.60%             |
| Finance, Insurance & Real Estate  | 2,954                 | 3,267         | 2,745         | 2,814             | 10%                         | 10.10%      | 8.20%       | 8.50%             |
| Service   | 10,713                | 13,164        | 15,397        | 14,838            | 35.50%                      | 40.70%      | 46.10%      | 44.80%            |
| Government  | 1,047                 | 1,197         | 1,007         | 1001              | 3.50%                       | 3.70%       | 3.00%       | 3.00%             |
| <b>Total:</b>   | <b>30,101</b>         | <b>32,344</b> | <b>33,462</b> | <b>33,112</b>     | <b>100%</b>                 | <b>100%</b> | <b>100%</b> | <b>100%</b>       |
| Resident Employment Reported by Group Occupation  | 2000                  | 2010          | 2012          |                   |                             |             |             |                   |
| Management/Professional   | 11,098                | 11,935        | 12,639        |                   |                             |             |             |                   |
| Service   | 3,472                 | 4,690         | 6,117         |                   |                             |             |             |                   |
| Sales/Office and Admin Support  | 9,915                 | 9,930         | 9,482         |                   |                             |             |             |                   |
| Farming/Fishing/Forestry  | 4                     | 0             | 0             |                   |                             |             |             |                   |
| Construction/Extraction/Maintenance   | 2,574                 | 2,781         | 2,742         |                   |                             |             |             |                   |
| Production/Transportation/Material Moving   | 3,038                 | 3,008         | 2,482         |                   |                             |             |             |                   |
| Employed Residents Working in 1990  | Number (#)            | Percent (%)   | Percent (%)   |                   |                             |             |             |                   |
| Outside the County of Residence   | 6,527                 | 20.60%        | 20.60%        |                   |                             |             |             |                   |

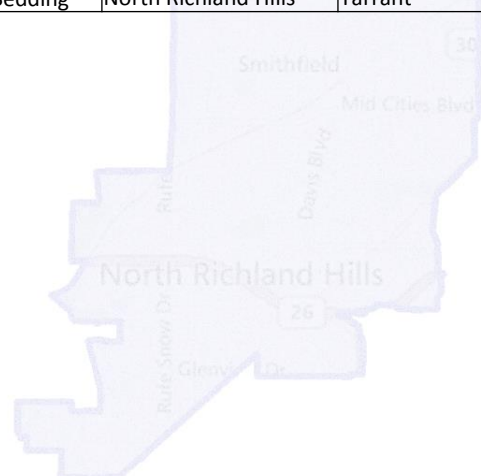
| LABOR FORCE CHARACTERISTICS        |                       |                    |                    |
|------------------------------------|-----------------------|--------------------|--------------------|
| <b>Commute Times</b>               | <b>Number (#)</b>     | <b>Percent (%)</b> | <b>Percent (%)</b> |
| Less than 15 Minutes               | 8,296                 | 26.20%             | 26.20%             |
| 15 - 29 Minutes                    | 11,752                | 37.10%             | 37.10%             |
| Over 30 Minutes                    | 11,636                | 36.70%             | 36.70%             |
| Median                             | 26 minutes            |                    |                    |
| <b>Labor Participation Rate</b>    | <b>Percentage (%)</b> |                    |                    |
| Male                               | 55.30%                |                    |                    |
| Female                             | 44.70%                |                    |                    |
| Total                              | 100%                  |                    |                    |
| <b>Education &amp; Labor Force</b> | <b>Enrollment</b>     | <b>Graduates</b>   |                    |
| High School (Public/Private) 2/1   | 4,949                 | 1,029              |                    |
| Community College (Full-Time) 1    | 37,060                | 5,589              |                    |

Source  
 U.S. Bureau of Labor Statistics | Local Area Unemployment Statistics Information and Analysis  
 High Schools' Registrar's Offices- BISD 2012  
 Tarrant County College Registrar's Office; Graduate numbers expressed are total numbers 2012



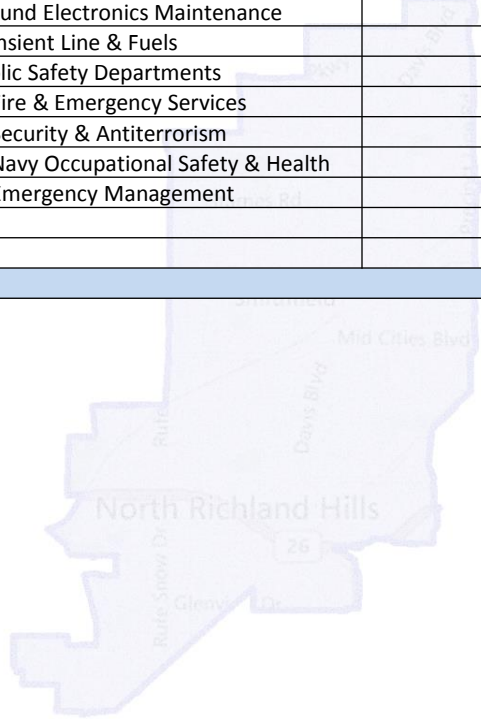
| LEADING EMPLOYERS<br>BY<br>ALL SECTORS & INDIVIDUAL SECTORS |  |                      |         |                                     |            |            |
|---|--|----------------------|---------|-------------------------------------|------------|------------|
| Sector  | Company                                  | Location             |         | Product/Service                     | NAICS Code | Employment |
|   |  | City                 | County  |                                     |            |            |
| FIRE  | Santander Consumer USA, Inc.             | North Richland Hills | Tarrant | Automobile Financing                | 522291     | 1,343      |
| Health Care   | North Hills Hospital                     | North Richland Hills | Tarrant | Hospital/Medical Care               | 622110     | 818        |
| FIRE  | HealthMarkets                            | North Richland Hills | Tarrant | Corporate Headquarters              | 524114     | 556        |
| Manufacturing   | Tyson Prepared Foods                     | North Richland Hills | Tarrant | Food Processing Plant               | 311991     | 425        |
| Accommodation/Food  | Silverleaf Resort                        | North Richland Hills | Tarrant | Call Center                         | 561422     | 386        |
| Transportation/Warehousing                                  | Con-Way Freight Inc.                     | North Richland Hills | Tarrant | Regional Headquarters               | 484121     | 290        |
| Manufacturing   | Bates Container                          | North Richland Hills | Tarrant | Corporate Headquarters              | 322130     | 180        |
| Health Care   | Impel Management Service                 | North Richland Hills | Tarrant | Facilitator of Medical Services     | 524114     | 150        |
| Manufacturing   | Fitz Manufacturing                       | North Richland Hills | Tarrant | Corporate Headquarters              | 331210     | 125        |
| FIRE  | E Mortgage Logic                         | North Richland Hills | Tarrant | Corporate Headquarters              | 522310     | 125        |
| Manufacturing   | Sealy, Stearns, Foster & Bassett Bedding | North Richland Hills | Tarrant | Manufacturing, Mattress/Box Springs | 337910     | 105        |

Source  
City of North Richland Hills Economic Development Department



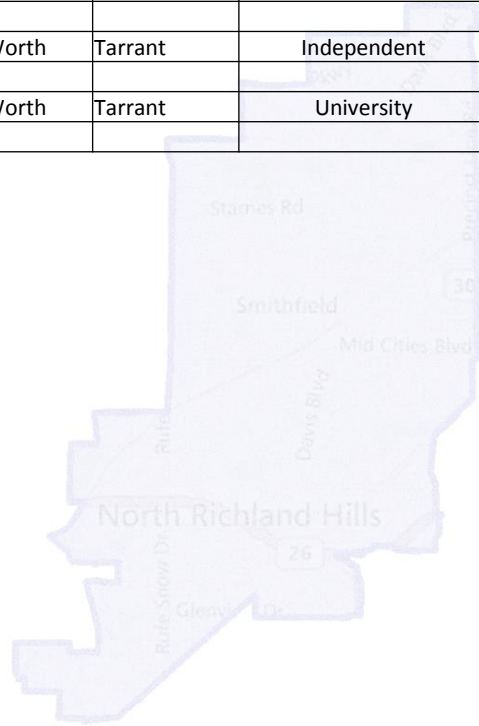
| TARRANT COUNTY<br>MILITARY BASE & INSTALLATIONS |                      |                                   |               |         |                          |                          |                                 |                                   |
|---|----------------------|-----------------------------------|---------------|---------|--------------------------|--------------------------|---------------------------------|-----------------------------------|
| Base/Installation                               | Branch of Service    | Description of Operations         | Location City | County  | Total Civilian Personnel | Total Military Personnel | Miles from North Richland Hills | Minutes from North Richland Hills |
| Naval Air Station Fort Worth Joint Reserve Base | Navy Reserve         | Air Operations                    | Fort Worth    | Tarrant | 1,300+                   | 10,000+                  | 15 Miles                        | 23 Minutes                        |
|   | Marine Corps Reserve | Air Traffic Control               |               |         |                          |                          |                                 |                                   |
|   | Air Force Reserve    | Ground Electronics Maintenance    |               |         |                          |                          |                                 |                                   |
|   | Army Reserve         | Transient Line & Fuels            |               |         |                          |                          |                                 |                                   |
|   | Air National Guard   | Public Safety Departments         |               |         |                          |                          |                                 |                                   |
|   |                      | Fire & Emergency Services         |               |         |                          |                          |                                 |                                   |
|   |                      | Security & Antiterrorism          |               |         |                          |                          |                                 |                                   |
|   |                      | Navy Occupational Safety & Health |               |         |                          |                          |                                 |                                   |
|   |                      | Emergency Management              |               |         |                          |                          |                                 |                                   |
|   |                      |                                   |               |         |                          |                          |                                 |                                   |
|   |                      |                                   |               |         |                          |                          |                                 |                                   |

Source  
Naval Air Station Fort Worth Joint Reserve Base Website



| TARANT COUNTY RESEARCH BASE                 |             |         |   |  |  |   |
|---|-------------|---------|---|--|--|---|
| Name of Center                              | Location    |         | Affiliation<br>(e.g. Corporate, Non-Profit,<br>University, Government,<br>etc.) | Research<br><br>Specialty  | Miles from<br><br>North<br>Richland<br>Hills | Minutes<br>from<br><br>North<br>Richland<br>Hills |
|   | City        | County  |   |  |  |   |
| Arayvan Clinical Research                   | Arlington   | Tarrant | Independent   | Pharmaceutical<br>Biotechnology  | 17.9 Miles                                   | 28 Minutes  |
| Arlington Research Center                   | Arlington   | Tarrant | University  | Automation and Robotics<br>Bioengineering<br>Civil Engineering<br>Computer Science and Engineering<br>Electrical Engineering<br>Industrial and Manufacturing Systems<br>Engineering<br>Materials Science and Engineering<br>Mechanical and Aerospace Engineering   | 16 Miles                                     | 23 Minutes  |
| Baylor All Saints Medical Center Fort Worth | Forth Worth | Tarrant | Univeristy  | Asthma and Pulmonary Disease<br>Breast Imaging - Tomosynthesis<br>Cancer<br>Diabetes & Endocrinology<br>Digestive Diseases<br>Geriatrics<br>Gynecology<br>Health Care<br>Heart & Vascular Disease<br>Hyperbaric Medicine<br>Immunology<br>Metabolic Disease<br>Neonatology<br>Neurology<br>Orthopaedics<br>Physical Medicine & Rehabilitation<br>Rheumatology<br>Spine<br>Surgery<br>Transplantation<br>Women's Health | 11.1 Miles                                   | 22 Minutes  |

| TARANT COUNTY RESEARCH BASE                                      |            |         |             |                                   |            |            |
|--|------------|---------|-------------|-----------------------------------|------------|------------|
| Cook Children’s Developmental Pediatrics and Childs Study Center |            |         | Non-Profit  |                                   | 9.7 Miles  | 20 Minutes |
|  |            |         |             | Developmental Disabilities        |            |            |
|  |            |         |             | Behavioral and Emotional Problems |            |            |
| Texas Clinical Research Institute                                | Arlington  | Tarrant | Independent |                                   | 14.6 Miles | 20 Minutes |
|  |            |         |             | Pharmaceutical                    |            |            |
|  |            |         |             | Biotechnology                     |            |            |
| Texas Pulmonary Research Center                                  | Fort Worth | Tarrant | Independent |                                   | 10.8 miles | 21 Minutes |
|  |            |         |             | Pulmonary Diseases                |            |            |
| UNT Health Science Center at Fort Worth                          | Fort Worth | Tarrant | University  |                                   | 15 Miles   | 22 Minutes |
|  |            |         |             | Health Related                    |            |            |

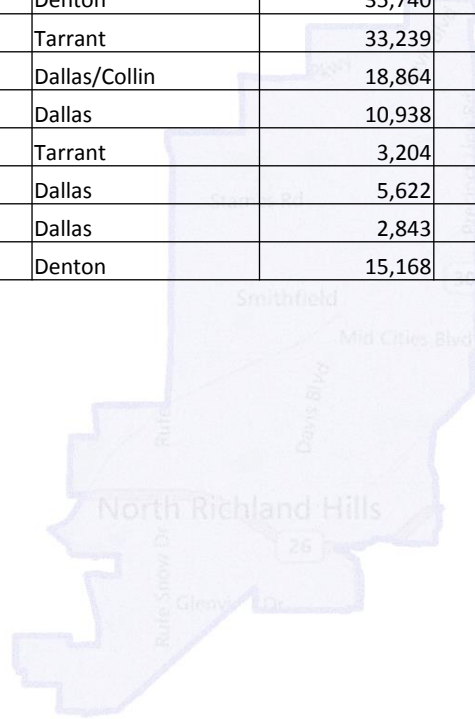


**HIGHER EDUCATION RESOURCES: FOUR YEAR INSTITUTIONS  
ENROLLMENT**

| Name of Institution               | Location   |               | Enrollment | Under Graduate | Graduate | Miles from North Richland Hills | Minutes from North Richland Hills |
|-----------------------------------|------------|---------------|------------|----------------|----------|---------------------------------|-----------------------------------|
|                                   | City       | County        |            |                |          |                                 |                                   |
| Texas Christian University        | Fort Worth | Tarrant       | 9,725      | 8,456          | 1,269    | 15.9 Miles                      | 19 Minutes                        |
| University of North Texas         | Denton     | Denton        | 35,740     | 28,911         | 6,829    | 35 Miles                        | 38 Minutes                        |
| University of Texas at Arlington  | Arlington  | Tarrant       | 33,239     | 25,761         | 7,478    | 15.7 Miles                      | 22 Minutes                        |
| The University of Texas at Dallas | Richardson | Dallas/Collin | 18,864     | 11,409         | 1,194    | 39 Miles                        | 49 Minutes                        |
| Southern Methodist University     | Dallas     | Dallas        | 10,938     | 6,192          | 1,479    | 31.4 Miles                      | 41 Minutes                        |
| Texas Wesleyan University         | Fort Worth | Tarrant       | 3,204      | 1,794          | 1,410    | 14.6 Miles                      | 19 Minutes                        |
| Dallas Baptist University         | Dallas     | Dallas        | 5,622      | 3,529          | 2,093    | 26.7 Miles                      | 34 Minutes                        |
| University of Dallas              | Irving     | Dallas        | 2,843      | 1,337          | 1,506    | 19.1 Miles                      | 29 Minutes                        |
| Texas Woman's University          | Denton     | Denton        | 15,168     | 9,443          | 5,725    | 35 Miles                        | 38 Minutes                        |

Source

College Registrars' Offices Fall 2012





| HIGHER EDUCATION RESOURCES: FOUR YEAR INSTITUTIONS |                |          |          |
|--|----------------|----------|----------|
| TOTAL ANNUAL GRADUATES                             |                |          |          |
| Program  | Under Graduate | Graduate | Doctoral |
| Accounting   | 392            | 168      | 4        |
| Advertising  | 60             |          |          |
| Agricultural Business and Production               | 72             |          |          |
| Anthropology                                       | 85             | 15       |          |
| Architecture and Related Programs                  |                | 63       |          |
| Art  | 339            | 50       |          |
| Biological Sciences/Life Sciences                  | 13             | 31       | 2        |
| Biology  | 663            | 43       | 17       |
| Business Administration                            | 148            | 840      | 6        |
| Business Management and Administrative Services    | 42             | 388      |          |
| Chemistry  | 87             | 11       | 26       |
| Communications                                     | 260            | 39       |          |
| Computer Information Systems                       |                |          |          |
| Computer Science                                   | 11             |          |          |
| Counseling and Higer Education                     |                | 115      | 26       |
| Criminal Justice                                   | 405            | 58       |          |
| Early Childhood Education                          | 37             |          |          |
| Economics  | 165            | 28       |          |
| Education  | 398            | 227      | 30       |
| Educational Administration                         | 369            | 706      | 19       |
| Electrical Engineering                             | 66             | 33       | 12       |
| Engineering  | 273            | 381      | 45       |
| Engineering-Related Technologies                   | 154            | 131      | 8        |
| English  | 415            | 40       | 23       |
| English Language and Literature/Letters            |                |          |          |
| Fashion, Design                                    | 186            | 4        |          |
| Finance  | 591            | 76       | 2        |
| Film, Television, & Digital Media                  | 48             |          |          |
| Foreign Languages and Literatures                  | 234            | 18       |          |
| General Studies                                    | 553            |          |          |
| Geology  | 70             | 25       |          |
| Health & Physical Education                        |                |          |          |
| Health Professions and Related Sciences            | 83             | 120      | 8        |
| Hospitality Management                             | 219            | 29       |          |
| History  | 416            | 29       | 13       |
| Human Resources                                    | 12             | 14       |          |
| Information Systems                                |                | 208      | 2        |
| Interdisciplinary Studies                          | 564            | 20       |          |
| Journalism   | 187            | 21       |          |

| HIGHER EDUCATION RESOURCES: FOUR YEAR INSTITUTIONS        |               |              |            |
|---|---------------|--------------|------------|
| TOTAL ANNUAL GRADUATES                                    |               |              |            |
| Kinesiology   | 530           | 74           |            |
| Liberal Arts and Sciences, General Studies and Humanities |               | 31           |            |
| Management  | 558           |              | 3          |
| Marketing   | 170           | 13           |            |
| Marketing Operations/Marketing and Distribution           | 202           |              | 1          |
| Mathematics   | 121           | 24           | 8          |
| Mechanical Engineering                                    |               |              |            |
| Medical Technology  | 12            |              |            |
| Music   | 262           | 134          | 32         |
| Nursing - Education                                       |               | 43           | 23         |
| Nursing - Administration                                  |               |              |            |
| Nursing   | 1,729         | 298          | 2          |
| Nutritional Sciences                                      | 97            | 64           | 3          |
| Philosophy and Religion                                   | 69            | 6            | 3          |
| Physics & Astronomy                                       | 28            | 17           | 20         |
| Political Science   | 249           | 20           | 4          |
| Psyc - Clinical Psychology                                |               | 16           | 10         |
| Psyc - Neuropsychology                                    | 5             |              |            |
| Psyc - School Psychology                                  | 13            | 4            | 7          |
| Psychology  | 684           | 288          | 43         |
| Public Administration and Services                        | 333           | 166          | 10         |
| Public Relations  | 73            |              |            |
| Ranch Management  | 2             |              |            |
| Reading   |               | 18           | 2          |
| School counseling   |               | 16           |            |
| Social Sciences and History                               |               |              |            |
| Social Work   | 259           | 33           | 4          |
| Sociology   | 328           | 53           | 15         |
| Spanish   | 16            |              |            |
| Special Education   | 54            | 56           | 4          |
| Speech Communication                                      | 43            | 174          | 14         |
| Tech - Ed Human Resource Development                      |               |              |            |
| Tech - Industrial Safety                                  |               |              |            |
| Tech - Industrial Technology                              |               |              |            |
| Theatre   | 103           |              |            |
| Visual and Performing Arts                                | 133           | 18           | 6          |
| <b>Award Level Total</b>                                  | <b>13,690</b> | <b>5,497</b> | <b>457</b> |

Source

College Registrars' Offices Fall 2012

Texas Christian University, University of Texas Arlington, Texas Woman's University, University of North Texas

\*\*Not Reported

Dallas Baptist University, Southern Methodist University, Texas Wesleyan University

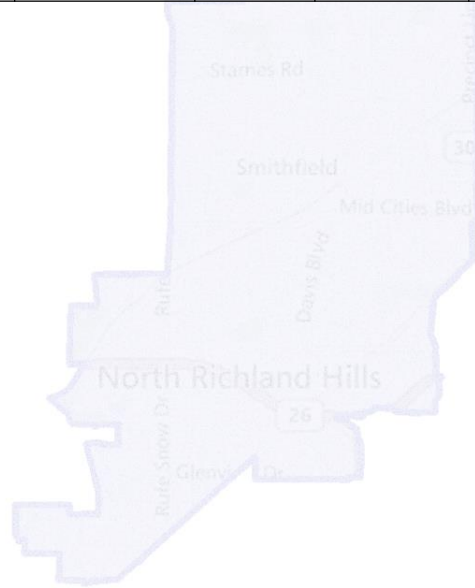
University of Dallas, The University of Texas at Dallas

| HIGHER EDUCATIONAL RESOURCES |                            |         |            |           |           |                   |                                 |                                   |
|------------------------------|----------------------------|---------|------------|-----------|-----------|-------------------|---------------------------------|-----------------------------------|
| COMMUNITY COLLEGES           |                            |         |            |           |           |                   |                                 |                                   |
| Name of Institution          | Location                   |         | Enrollment |           |           | Annual AA Degrees | Miles from North Richland Hills | Minutes from North Richland Hills |
|                              | City                       | County  | Total      | Full-Time | Part-Time |                   |                                 |                                   |
| Tarrant County College       |                            | Tarrant |            |           |           |                   |                                 |                                   |
| Northeast Campus             | North Richland Hills/Hurst | Tarrant | 16,956     | 3,313     | 13,643    | 1,365             | 3 Miles                         | 9 Minutes                         |
| Northwest Campus             | Fort Worth                 | Tarrant | 13,609     | 2,138     | 11,471    | 879               | 9.8 Miles                       | 12 Minutes                        |
| South Campus                 | Fort Worth                 | Tarrant | 12,574     | 2,024     | 10,550    | 972               | 18.1 Miles                      | 21 Minutes                        |
| Southeast Campus             | Arlington                  | Tarrant | 14,390     | 3,026     | 11,364    | 952               | 24.8 Miles                      | 31 Minutes                        |
| Trinity River Campus         | Fort Worth                 | Tarrant | 8,407      | 1,239     | 7,168     | 141               | 11 Miles                        | 13 Minutes                        |

Source

College Registrars' Offices Fall 2012

Graduates Completions Report IPEDS reporting year 2011-12

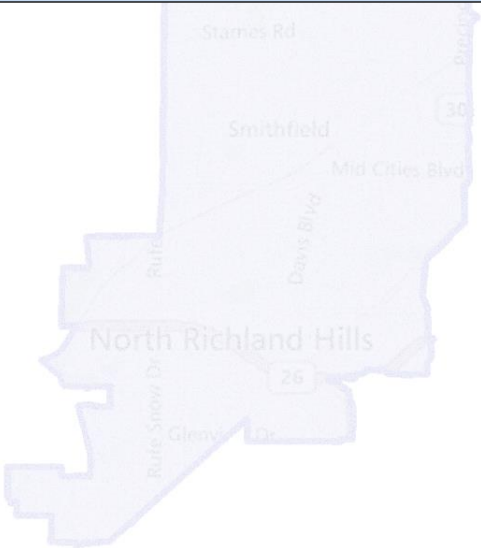


| HIGHER EDUCATIONAL RESOURCES: COMMUNITY COLLEGES  |        |                                       |        |
|---|--------|---------------------------------------|--------|
| ANNUAL GRADUATE DEGREES                           |        |                                       |        |
| Program   | Number | Program                               | Number |
| <b>AWARD TYPE AAS</b>                             |        | <b>AWARD TYPE CRT</b>                 |        |
| Accounting Information Management                 | 27     | Accounting Paraprofessional           | 22     |
| Airframe Maintenance Electric Technology          | 4      | Accounting Technician                 | 60     |
| Application Development                           | 0      | Administrative Professional           | 2      |
| Applied Automotive Technology                     | 3      | Advance Architectural CAD Operator    | 1      |
| Architectural Technology                          | 3      | Advance Architectural Tech Skills     | 1      |
| Automotive Collision Repair                       | 3      | Advance IT Project Management         | 0      |
| Automotive Service Technology                     | 6      | Advanced Cisco Support                | 0      |
| Aviation Maintenance Tech                         | 10     | Aircraft Electronic Line Maintenance  | 6      |
| Bus Admin - Management                            | 1      | Application Development               | 0      |
| Business  | 66     | Architectural CAD Operator            | 5      |
| Child Development                                 | 8      | Architectural Paraprofessional        | 3      |
| Computer-Aided Drafting & Design                  | 19     | Audio Production                      | 0      |
| Computer Hardware Technology                      | 2      | Automotive Metal Repair               | 4      |
| Construction Management                           | 6      | Automotive Refinishing                | 7      |
| Construction Technology                           | 0      | Aviation Maintenance Tech Airframe    | 14     |
| Convergence Technology                            | 6      | Aviation Maintenance Tech Power plant | 12     |
| Criminal Justice                                  | 19     | Basic Firefighter                     | 67     |
| Culinary Arts                                     | 13     | Basic Peace Officer Certification     | 66     |
| Dental Hygiene                                    | 23     | Business                              | 14     |
| Dietetic Technician                               | 5      | CDA                                   | 6      |
| Electronics & Telecommunication Tech              | 4      | Child Care Administration             | 10     |
| Electronics Tech-Computer Hardware                | 1      | Child Nutrition Systems               | 3      |
| Electronics Tech- Electronics & Telecommunication | 0      | Chemical Dependency Counselor Intern  | 22     |
| Electronics Tech-Robotics/Automation              | 1      | Cisco Support NE                      | 53     |
| Emergency Medical Services                        | 4      | Computer Graphics                     | 5      |
| Environmental Tech                                | 0      | Computer Maintenance                  | 3      |
| Fire Investigation Technology                     | 1      | Computer Maintenance Tech             | 2      |
| Fire Protection Technology                        | 11     | Construction Inspection Tech          | 4      |
| Geographic Info Systems                           | 2      | Construction Management               | 8      |
| Graphic Communication                             | 10     | Convergence Technologies              | 8      |
| Health Information Technology                     | 7      | Culinary Nutrition                    | 2      |
| Heating, AC & Refrigerant Technology              | 11     | Database Programming                  | 5      |
| Horticulture                                      | 7      | Dietary Manager                       | 4      |
| Hospitality Management                            | 9      | Dietetics I                           | 1      |
| Info Tech Application/Web Development             | 19     | Electronics Technology                | 5      |

| HIGHER EDUCATIONAL RESOURCES: COMMUNITY COLLEGES |     |                                   |    |
|--|-----|-----------------------------------|----|
| ANNUAL GRADUATE DEGREES                          |     |                                   |    |
| Information Security Technology                  | 16  | Engine Analysis Technician        | 10 |
| Information Technology Support                   | 19  | Entry Level Networking Support    | 0  |
| Legal Assistant                                  | 1   | Entry Level Security              | 11 |
| Management                                       | 21  | Environmental Lab Technician      | 3  |
| Marketing  | 8   | Event Management                  | 8  |
| Mental Health-Clinical/Counseling Psychology     | 22  | Fashion Merchandising             | 7  |
| Micro-manufacturing Technology                   | 0   | Food Service Supervision          | 3  |
| Network Technology                               | 1   | Game Simulation Programming       | 2  |
| Nursing  | 26  | Geographic Info Systems           | 2  |
| Nursing Basic Option                             | 187 | GIS/Skills Enhancement            | 4  |
| Occupational Health & Safety                     | 0   | Heavy Line Technician             | 6  |
| Occupational Safety & Environmental Tech         | 2   | Home Technology Integration       | 7  |
| Office Administration                            | 16  | Horticulture                      | 7  |
| Paralegal Studies                                | 37  | Information Technology Support    | 17 |
| Personal Computer Support                        | 0   | Installation Technician           | 37 |
| Physical Therapist Assistant                     | 19  | Interior Construction Design      | 1  |
| Radio & TV Broadcasting                          | 8   | Long Term Care Administration     | 1  |
| Radiologic Technology                            | 27  | Management                        | 19 |
| Real Estate                                      | 4   | Manufacturing Applications        | 1  |
| Respiratory Care                                 | 24  | Manufacturing Technology          | 1  |
| Robotics & Automation                            | 4   | Marketing                         | 12 |
| Sign Language Interpreter                        | 11  | Mechatronics Technician           | 1  |
| Small Business Management                        | 4   | Mental Health Social Work         | 34 |
| Web Development                                  | 0   | Management of Enterprise Quality  | 0  |
| Welding Technology                               | 1   | Micro-manufacturing Technology    | 0  |
| <b>Grand Total:</b>                              | 772 | Occupational Health & Safety Tech | 1  |
|  |     | Office Assistant                  | 16 |
| <b>AWARD TYPE AAT</b>                            | 4   | Paralegal Studies                 | 9  |
| Early Childhood Education                        | 9   | Paramedic Program                 | 35 |
| Early Childhood Specialization                   | 4   | Personal Computer Support         | 11 |
| 4-8 EC-12 Special Education                      | 26  | Postal Service Administration     | 0  |
| 8-12 EC-12 Other than Special Education          | 0   | Preschool Child Care Provider     | 8  |
| Early Childhood Specialization                   | 24  | Presentation Graphics             | 0  |
| E-6  |     | Railroad Dispatcher               | 10 |
| <b>Grand Total:</b>                              | 67  | Real Estate                       | 37 |
|  |     | Restaurant Operations             | 3  |

| HIGHER EDUCATIONAL RESOURCES: COMMUNITY COLLEGES          |     |                                  |     |
|---|-----|----------------------------------|-----|
| ANNUAL GRADUATE DEGREES                                   |     |                                  |     |
| <b>AWARD TYPE CE</b>                                      |     | Robotics & Automation            | 0   |
| Automotive Metal Repair                                   | 1   | School Age Provider              | 0   |
| Automotive Refinishing                                    | 1   | Security Management              | 1   |
| Basic Firefighter   | 23  | Service Technician               | 19  |
| Basic Peace Officer Certification                         | 47  | Sign Language Communicator       | 20  |
| Dental Assisting  | 0   | Small Business Management        | 1   |
| Pharmacy Technology                                       | 14  | Small Engine Repair              | 3   |
| Massage Therapy   | 7   | Software Applications            | 1   |
| <b>Grand Total:</b>                                       | 102 | Software User                    | 13  |
|   |     | Structural Applications          | 0   |
| <b>AWARD TYPE FOS</b>                                     |     | Surgical Technology              | 19  |
| Business  | 54  | Teacher Assistant                | 3   |
| Business Field of Study                                   | 0   | Travel, Tourism, & Entertainment | 2   |
| Early Childhood Education                                 | 0   | UNIX Support & Administration    | 0   |
| Grade 4-8 Certification                                   | 0   | Video Production                 | 3   |
| <b>Grand Total:</b>                                       | 54  | Web Development                  | 6   |
| Source  |     | Welding - Advanced               | 1   |
| College Registrars' Offices Fall 2012                     |     | Welding - Basic                  | 2   |
| Graduates Completions Report IPEDS reporting year 2011-12 |     | Welding Technology               | 13  |
|   |     | <b>Grand Total:</b>              | 857 |

| VOCATIONAL/TECHNICAL CENTER RESOURCES<br>EXCLUDING COMMUNITY COLLEGES |            |         |                                    |                                      |
|---|------------|---------|------------------------------------|--------------------------------------|
| Name of Institution   | Location   |         | Miles from<br>North Richland Hills | Minutes from<br>North Richland Hills |
|   | City       | County  |                                    |                                      |
| Remington College   | Fort Worth | Tarrant | 6.9 Miles                          | 11 Minutes                           |
| DeVry   | Fort Worth | Tarrant | 11.9 Miles                         | 16 Minutes                           |
| Itt Technical Institute   | Arlington  | Tarrant | 14.8 Miles                         | 20 Minutes                           |
| The Art Institute of Fort Worth                                       | Fort Worth | Tarrant | 19 Miles                           | 24 Minutes                           |
| Universal Technical Institute   | Irving     | Dallas  | 18.2 Miles                         | 21 Minutes                           |
| DeVry   | Irving     | Dallas  | 19.1 Miles                         | 27 Minutes                           |



| TARRANT COUNTY                                |                         |                     |                     |
|---|-------------------------|---------------------|---------------------|
| 2012 4TH QTR PAYROLL COSTS BY INDUSTRY        |                         |                     |                     |
| Average Annual Salary by Major Industry       | Quarterly Wages         | Average Weekly Wage | Number of Employees |
| Mining, Quarrying, and Oil and Gas Extraction | \$266,526,942           | \$2,345             | 8,768               |
| Utilities                                     | \$68,634,956            | \$1,681             | 3,129               |
| Construction                                  | \$540,103,941           | \$1,068             | 39,104              |
| Manufacturing                                 | \$1,509,691,191         | \$1,436             | 80,983              |
| Transportation and Warehousing                | \$841,250,492           | \$1,110             | 59,007              |
| Finance and Insurance                         | \$716,658,231           | \$1,378             | 40,155              |
| Wholesale Trade                               | \$635,960,915           | \$1,280             | 38,398              |
| Retail Trade                                  | \$682,417,422           | \$577               | 92,589              |
| Real Estate and Rental and Leasing            | \$145,068,559           | \$915               | 12,272              |
| Information                                   | \$201,351,364           | \$1,165             | 13,397              |
| Professional and Technical Services           | \$721,259,929           | \$1,575             | 35,586              |
| Management of Companies and Enterprises       | \$131,456,415           | \$1,651             | 6,113               |
| Administrative and Waste Services             | \$545,724,384           | \$719               | 57,567              |
| Educational Services                          | \$723,018,398           | \$768               | 72,925              |
| Health Care and Social Assistance             | \$1,236,858,958         | \$1,012             | 94,620              |
| Arts, Entertainment, and Recreation           | \$95,530,943            | \$521               | 14,598              |
| Accommodation and Food Services               | \$346,696,439           | \$345               | 78,242              |
| Other Services, Ex. Public Admin              | \$195,383,313           | \$621               | 24,266              |
| Public Administration                         | \$453,912,688           | \$1,266             | 27,882              |
| Unclassified Establishments                   | \$2,887,386             | \$794               | 303                 |
| <b>Total</b>                                  | <b>\$10,067,798,837</b> | <b>\$974</b>        | <b>800,782</b>      |

Source  
Texas Workforce Commission  
Labor Market Tarrant County



| TARRANT COUNTY                        |                |              |               |                    |
|---------------------------------------|----------------|--------------|---------------|--------------------|
| AVERAGE SALARY BY SELECTED OCCUPATION |                |              |               |                    |
| Occupation                            | Average Salary | Entry Salary | Median Salary | Experienced Salary |
| <b>Professional</b>                   |                |              |               |                    |
| Accountant                            | \$73,023       | \$43,148     | \$63,276      | \$87,969           |
| Management Trainee                    | \$101,465      | \$57,750     | \$90,525      | \$123,322          |
| Programmer/Analyst                    | \$71,176       | \$40,341     | \$66,711      | \$86,594           |
| Engineer (Mechanical)                 | \$74,290       | \$53,854     | \$72,716      | \$84,509           |
| Web Developer                         | \$81,119       | \$50,991     | \$76,179      | \$96,183           |
| <b>Retail</b>                         |                |              |               |                    |
| Retail Store Clerk                    | \$24,481       | \$17,014     | 20712         | \$28,214           |
| Stock Room Clerk                      | \$24,331       | \$17,026     | \$21,981      | \$27,984           |
| Hospitality Clerk                     | \$20,010       | \$16,110     | \$18,750      | \$21,960           |
| <b>Clerical</b>                       |                |              |               |                    |
| Customer Service Rep.                 | \$32,239       | \$21,813     | \$29,836      | \$37,452           |
| Telesales Rep.                        | \$24,159       | \$16,647     | \$19,718      | \$27,915           |
| Data Entry Clerk                      | \$28,629       | \$20,637     | \$26,806      | \$32,625           |
| Executive Secretary                   | \$43,802       | \$29,818     | \$42,464      | \$50,794           |
| Accounting Clerk                      | \$34,616       | \$24,524     | \$33,863      | \$39,662           |
| Word Processor                        | \$27,285       | \$20,753     | \$26,374      | \$30,551           |
| <b>Unskilled</b>                      |                |              |               |                    |
| General Laborer                       | \$25,380       | \$19,500     | \$24,475      | \$28,319           |
| Warehouse Person                      | \$23,766       | \$17,594     | \$22,543      | \$26,852           |
| Hand Packer                           | \$22,831       | \$16,942     | \$18,743      | \$25,775           |
| Material Handler                      | \$23,766       | \$17,594     | \$22,543      | \$26,852           |
| Light Assembly                        | \$22,624       | \$17,247     | \$20,421      | \$25,312           |
| <b>Semi-Skilled</b>                   |                |              |               |                    |
| Machine Operator                      | \$37,858       | \$18,700     | \$28,352      | \$47,437           |
| Fork Lift Operator                    | \$27,527       | \$21,113     | \$27,030      | \$30,734           |
| <b>Skilled</b>                        |                |              |               |                    |
| Machine Maintenance                   | \$41,351       | \$24,842     | \$38,791      | \$49,606           |
| Tool & Die                            | \$52,748       | \$34,703     | \$55,666      | \$61,770           |
| Machinist                             | \$39,063       | \$21,179     | \$37,040      | \$48,005           |
| Welder                                | \$32,933       | \$24,343     | \$31,579      | \$37,228           |

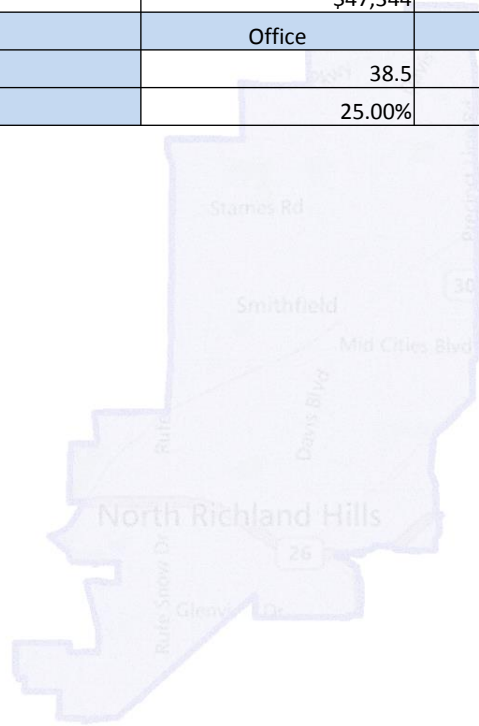
| TARRANT COUNTY                        |          |               |          |          |
|---------------------------------------|----------|---------------|----------|----------|
| AVERAGE SALARY BY SELECTED OCCUPATION |          |               |          |          |
| Technical                             |          |               |          |          |
| Numerical Control Machine Programmer  | \$46,109 | \$30,561      | \$45,209 | \$53,883 |
| Electronic Technician                 | \$41,517 | \$31,215      | \$38,817 | \$46,667 |
| Medical Laboratory Technician         | \$34,398 | \$25,710      | \$32,309 | \$38,741 |
| Network Technician                    | \$47,344 | \$31,655      | \$43,856 | \$55,189 |
|                                       | Office   | Manufacturing |          |          |
| Average Work Week in Hours            | 38.5     | 44.3          |          |          |
| Annual Average Turnover %             | 25.00%   | 2.00%         |          |          |

Source

Texas Workforce Commission

Texas Industry Profiles June 2013 Survey

Labor Market Tarrant County



| <b>WORKERS COMPENSATION &amp; UNEMPLOYMENT INSURANCE (2013)</b> |          |
|---|----------|
| <b>Workers Compensation</b>                                     |          |
| Average Cost for All Manufacturing per \$100 Payroll            |          |
| Fabricated Products (code 4452)                                 | \$3.56   |
| Machinery Manufacturing (code 3507)                             | \$4.70   |
| Metal Goods Manufacturing (code 3066)                           | \$6.74   |
| Average Cost for Office Workers (code 8810)                     | \$0.29   |
| Maximum Weekly Benefit (10/1/12- 09/30/13)                      | \$817.94 |
| <b>Unemployment Insurance</b>                                   |          |
| Taxable Base  | \$9,000  |
| Minimum Tax Rate %  | 0.54%    |
| Maximum Tax Rate %  | 7.35%    |
| Average Tax Rate %  | 1.82%    |
| Average Experience Tax Rate %                                   | 1.71%    |
| Maximum Weekly Benefit  | \$750    |

Source

Texas Department of Insurance "Basis of Workers Compensation Rates" 6/1/2013 relativities


<http://www.tdi.texas.gov/wc/regulation/wcrates11.html>

Texas Department of Insurance "State Average Weekly Wage/Maximum and Minimum Weekly Benefits"

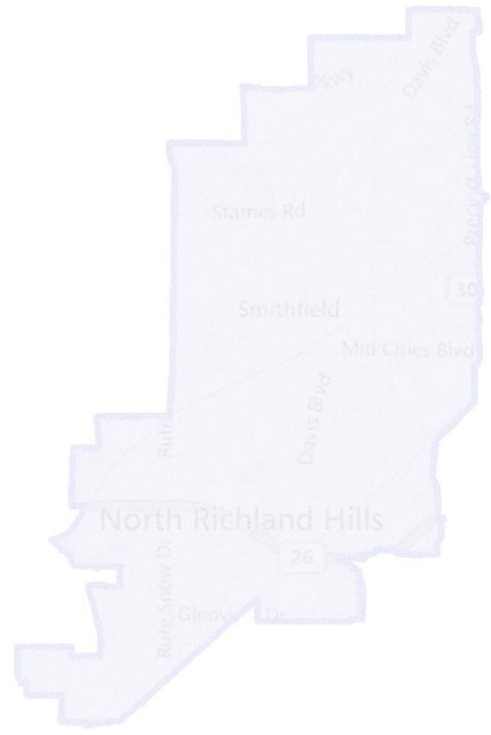
<http://www.tdi.texas.gov/wc/employee/maxminbens.html>

Texas Workforce Commission "Tax Rates"

<http://www.twc.state.tx.us/ui/tax/unemployment-tax-rates.html#government>



| STATE OF TEXAS               |     |  |
|------------------------------|-----|--|
| LABOR - MANAGEMENT RELATIONS |     |  |
| Is the State Right to Work   | Yes |  |



| TARRANT COUNTY<br>TRANSPORTATION  |   |                                    |
|---|---|------------------------------------|
| Distance in Miles to the Five Nearest Metro Areas                       |   |                                    |
| Metro Area  | Miles   | United States Metropolitan Ranking |
| 1. Dallas–Fort Worth–Arlington, TX                                      | Located In  | 4                                  |
| 2. Houston–Sugar Land–Baytown, TX                                       | 267 miles   | 5                                  |
| 3. San Antonio–New Braunfels, TX  | 247 miles   | 24                                 |
| 4. Austin–Round Rock–San Marcos, TX                                     | 182 miles   | 34                                 |
| 5. Oklahoma City, OK  | 198 miles   | 43                                 |
| <b>Highways</b>   |   |                                    |
| Interstate: 820, 35W, 30, 20, 35E,                                      |   |                                    |
| U.S. Highways 81,287, 377   |   |                                    |
| State Highways: 10, 26, 114,121,183,199,360 FM 1938                     |   |                                    |
| <b>Motor Carriers/Trucks</b>  |   |                                    |
| # of Common Carriers Serving the Area                                   | 15  |                                    |
| # of Common Carriers with Local Terminals                               | 0   |                                    |
| <b>Railroads (by Rail Carrier)</b>                                      |   |                                    |
| Name: (Union Pacific/Kansas City Southern/Burlington Northern Santa Fe) | UP-12.2Miles, KCS-38.4 Miles, BNSF-7.6 Miles            |                                    |
| Main or Branch Line   | Main  |                                    |
| Shortline or National   | National  |                                    |
| Nearest Switching Yard (miles)  | 15 Miles  |                                    |
| Amtrak Stations- Fort Worth   | 12.2 Miles  |                                    |
| <b>Commercial Airport/General Aviation</b>                              |   |                                    |
| <b>Dallas/Fort Worth International Airport</b>                          | <b>Fort Worth Alliance Airport</b>                      |                                    |
| <b>Location:</b> Irving, Eules, Grapevine, and Coppell                  | <b>Location:</b> Fort Worth                             |                                    |
| <b>Hub Status</b>   | <b>Hub Status</b>                                       |                                    |
| American Airlines   | FedEx Express   |                                    |
| Spirit Airlines   |   |                                    |
| UPS Airlines  |   |                                    |
| <b>Distance from the Community in Miles:</b> 16.6 Miles                 | <b>Distance from the Community in Miles:</b> 16.3 Miles |                                    |
| <b># of Runways:</b> 7  | <b># of Runways:</b> 2                                  |                                    |
| <b>Runway Lengths</b>   | <b>Runway Lengths</b>                                   |                                    |
| 17L/35R is 8,500 feet long  | Runway 16L / 34R 9,600 x 150 feet                       |                                    |
| 17C/35C is 13,400 feet long   | Runway 16R / 34L 8,200 x 150 feet                       |                                    |
| 17R/35L is 13,400 feet long   | Runway extension to 11,000 feet underway                |                                    |
| 18L/36R is 13,400 feet long   |   |                                    |
| 18R/36L is 13,400 feet long   |   |                                    |
| 13L/31R is 9,000 feet long  |   |                                    |
| 13R/31L is 9,300 feet long  |   |                                    |

**TARRANT COUNTY  
TRANSPORTATION**

**Passenger - Daily Passengers: Approximately 158,375**

- American Airlines
- American Eagle
- Air Canada
- British Airways
- Cayman Airways
- Emirates
- KLM
- Korean Air
- Lufthansa
- QANTAS
- Sun Country Airlines
- TACA
- Alaska Airlines
- Continental Airlines
- Delta Air Lines
- Frontier Airlines
- JetBlue
- Spirit Airlines
- United Airlines
- US Airways
- Virgin America

**Charter: Yes**

**Air Cargo/Carriers**

**2011 Total Cargo: 652,655 U.S. tons**

- ABX Air
- Air China Cargo
- Air Transport International
- Ameriflight
- British Airways World Cargo
- Cathay Pacific Cargo
- China Airlines Cargo
- China Cargo Airlines
- EVA Air Cargo
- FedEx Express
- KLM Cargo
- Korean Air Cargo
- Lufthansa Cargo
- Singapore Airlines Cargo
- Southern Air
- Tradewinds Airlines
- UPS Airlines

**Charter: Yes**

**Air Cargo/ Carriers**

- American Airlines
- Bell Helicopter
- Dallas Jet International
- Executive Jet Management
- FAA AFS Flight Program Office
- FedEx Southwest Regional Hub
- Peregrine Point
- Solairus Aviation
- US Customs and Border Protection

**TARRANT COUNTY  
TRANSPORTATION**

|  |                                    |
|--|------------------------------------|
| <b>Approved Capital Expansion Plan</b>                               |                                    |
| Terminal Renewal and Improvement Program (TRIP)                      |                                    |
| \$1.9 Billion over Seven Years                                       |                                    |
| Scheduled to begin in February 2011                                  |                                    |
| <b>Six Largest Cities Served</b>                                     |                                    |
| More than 173 domestic and international non-stop destinations       |                                    |
| 1 Tokyo, Japan   |                                    |
| 2 Mexico City, Mexico  |                                    |
| 3 New York, NY, USA  |                                    |
| 4 Sao Paulo, Brazil  |                                    |
| 5 London, Great Britain  |                                    |
| 6 Los Angeles, CA, USA   |                                    |
| <b># of Days Closed to Inclement Weather for the Last 3 Years: 0</b> |                                    |
| <b>Hours of Operation: 24-Hour</b>                                   | <b>Hours of Operation: 24-Hour</b> |

|  |   |
|--|---|
| <b>Ports</b>   |   |
| <b>Nearest Port (Name, City, Miles from Area)</b>    | Houston Port Authority, Houston TX- 297 Miles   |
| <b>River, Lake or Ocean</b>                          | Ocean   |
|  | The Port of Houston is made up of the public terminals owned, managed                     |
|  | and leased by the Port of Houston Authority, and the 150-plus private                     |
|  | industrial companies along the 52-mile long Houston Ship Channel. Each year,              |
|  | more than 200 million tons of cargo move through the Port of Houston,                     |
|  | carried by more than 7,700 vessel and 150,000 barge calls.                                |
| <b>Channel Depth</b>                                 | 45 feet deep and 530 feet wide  |
| <b>Turning Basin</b>                                 | <a href="http://www.portofhouston.com/about-us">http://www.portofhouston.com/about-us</a> |
| <b>Barging Facilities</b>                            | Yes   |
| <b>General Cargo Facilities</b>                      | Yes   |
| <b>Containerized Facilities</b>                      | Yes   |
| <b>Storage Facilities</b>                            |   |
| <b>Highways Serving Port</b>                         | Interstate: 10, 45, 610, U.S. Highways: 59,90,290   |
| <b>Railways Serving Port</b>                         | Union Pacific/Burlington Northern Santa Fe  |
| <b># of Freight Forwarders Serving Area</b>          | Hundreds of freight carriers, forwarders, and brokers serve the Houston port area         |
| <b># of Import/Export Brokers Serving Area</b>       |   |
| <b># of International Courier Firms Serving Area</b> |   |

**TARRANT COUNTY  
TRANSPORTATION**

**Foreign Trade Zones in Area**

|  |   |   |
|--|---|---|
| <b>Designation:</b> Foreign Trade Zone # 39                    | <b>Designation:</b> Foreign Trade Zone # 168                          | <b>Designation:</b> Foreign Trade Zone # 196            |
| <b>Grantee:</b> Dallas/Fort Worth International Airport Board  | <b>Grantee:</b> Metroplex International Trade Development Corporation | <b>Grantee:</b> Alliance Corridor, Inc.                 |
| <b>Site/Location:</b> Irving, Euless, Grapevine, and Coppell   | <b>Site/Location:</b> Dallas  | <b>Site/Location:</b> Fort Worth                        |
| <b>Operator:</b> Dallas/Fort Worth International Airport Board | <b>Operator:</b> Operating Company of Texas                           | <b>Operator:</b> Hillwood Development Corporation       |
| <b>Contact:</b> Michael Pyles (972) 973-4653                   | <b>Contact:</b> (Ms.) Lou Thomas (972) 915-0083                       | <b>Contact:</b> Steve Boecking (817) 224-6050           |
| <b>Distance from the Community in Miles:</b> 16.6 Miles        |   | <b>Distance from the Community in Miles:</b> 16.3 Miles |

**Custom Port of Entry in the Area**

|   |   |            |
|---|---|------------|
| <b>Name</b>   | Dallas/Fort Worth International Airport<br>Alliance Airport | Fort Worth |
| <b>Site Location (City &amp; Street Address:</b>          | Irving, Euless, Grapevine, and Coppell                      | Fort Worth |
| <b>Indicate it at a Port, Airport, FTZ, Bridge, etc.)</b> | Airport   |            |

**Warehouses**

|   |         |
|---|---------|
| <b># of Bonded Warehouses in the Area</b> | Unknown |
| <b># of Public Warehouses in the Area</b> |         |

**Overnight Express Service Availability**

|                             |        |
|-----------------------------|--------|
| <b>Fed-Ex</b>               |        |
| Hub Classification          |        |
| Latest Pick-Up Time         | 7:00pm |
| Earliest Delivery           | 8:30am |
| Next Day Delivery Guarantee | Yes    |
| Saturday Delivery           | Yes    |
| Zone Classification         |        |
| <b>UPS</b>                  |        |
| Hub Classification          |        |
| Latest Pick-Up Time         | 6:00pm |
| Earliest Delivery           | 8:30am |
| Next Day Delivery Guarantee | Yes    |
| Saturday Delivery           | Yes    |
| Zone Classification         |        |
| <b>DHL</b>                  |        |
| Hub Classification          |        |
| Latest Pick-Up Time         | 6:00pm |
| Earliest Delivery           | 8:30am |
| Next Day Delivery Guarantee | Yes    |
| Saturday Delivery           | Yes    |
| Zone Classification         |        |



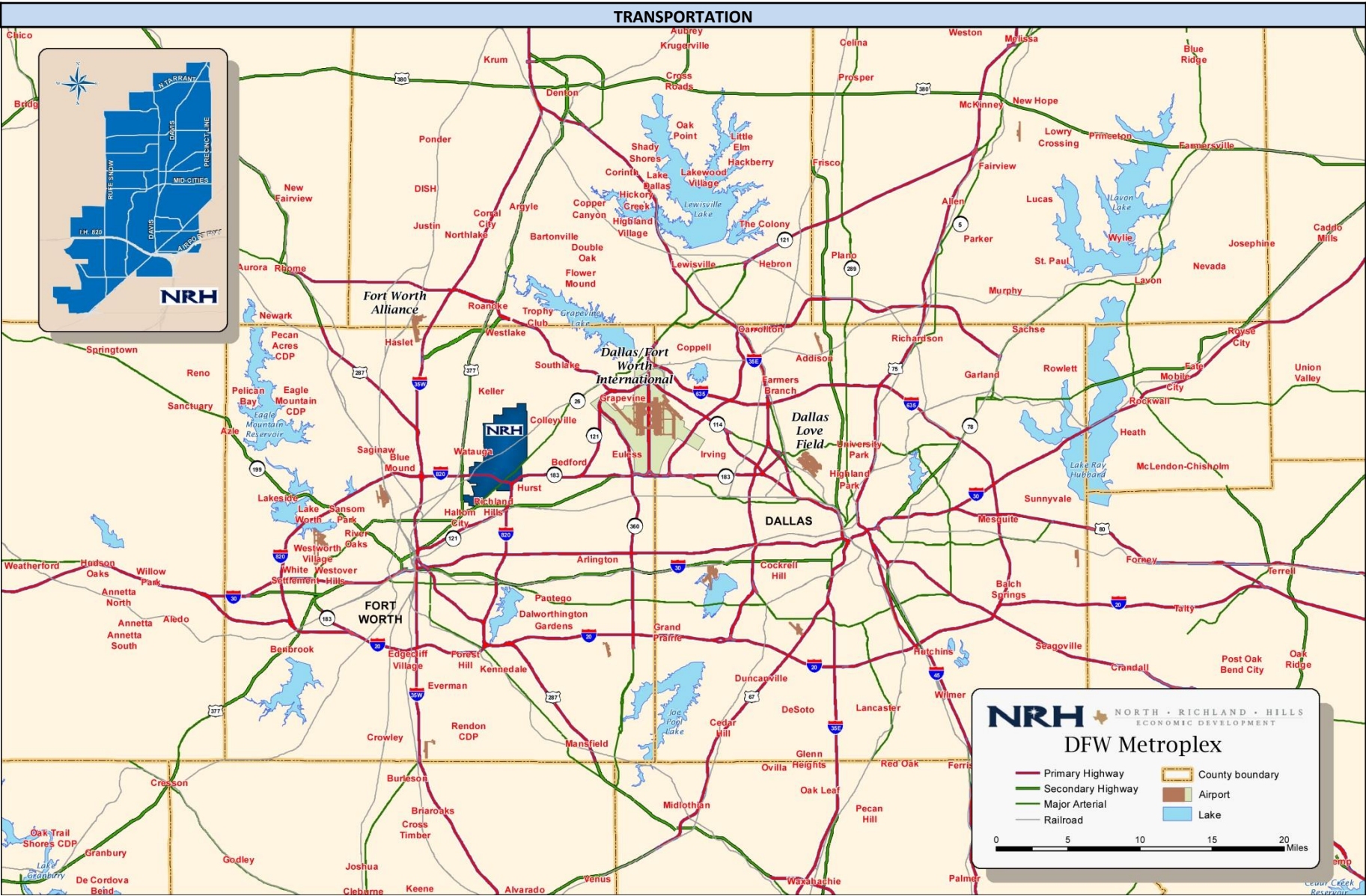
**TARRANT COUNTY  
TRANSPORTATION**

|                                    |  |
|------------------------------------|--|
| United States Post Office          |  |
| Nearest General Mail               | 6051 Davis Blvd, North Richland Hills, TX 76180-6385 |
| Latest Pick-Up Time                | Mon-Fri 6:00pm, Sat 4:30pm                           |
| Earliest Delivery                  | Mon-Sat 10:30am                                      |
| Next Day Delivery (specify States) | In most contiguous states                            |
| Nearest Bulk Mail Facility         | 6051 Davis Blvd, North Richland Hills, TX 76180-6385 |

Source  
 2012 Dallas/Fort Worth International Airport  
 Alliance.com  
 Railhead Properties, Inc.  
 Houston Port Authority  
 Import Administration Website




**TRANSPORTATION**



| OCCUPANCY/SUPPLY         |                     |     |
|--------------------------|---------------------|-----|
| <b>Occupancy</b>         |                     |     |
| Properties:              | 884                 |     |
| *Existing:               | 548 of 574          |     |
| Spaces:                  | 286                 |     |
| Existing RBA:            | 8,910,822 SF        |     |
| Vacant:                  | 1,129,776           | 13% |
| Occupied:                | 7,781,046           | 87% |
| Leased:                  | 7,879,810           | 88% |
| <b>Availability</b>      |                     |     |
| Vacant Avail:            | 1,104,881           | 12% |
| Total Avail:             | 1,713,248           | 19% |
| Direct Avail:            | 1,583,326           | 18% |
| Sublet Avail:            | 129,922             | 1%  |
| Average Time:            | 32.6 Months         |     |
| <b>Leasing Activity</b>  |                     |     |
| Leasing YTD:             | 81,545              | 1%  |
| Net Abs YTD:             | 111,253             | 1%  |
| <b>Direct Gross Rent</b> |                     |     |
| Office Range:            | \$5.45-\$31.39 / yr |     |
| Office Avg:              | \$17.37 / yr        |     |

Source  
CoStar 2013 Q2



**QUALITY OF LIFE**
**Climate**

| Average Daily Temperature                     | High            | Low      | Average |
|---|-----------------|----------|---------|
| July  | 95.8            | 72.6     | 76.2    |
| January                                       | 55              | 31.8     | 53.2    |
|   | Annual Average  |          |         |
| Rainfall in Inches                            | 77              |          |         |
| Snowfall in Inches                            | 0.4             |          |         |
| Wind Speed in Miles per Hour (Annual Average) | 10.7            |          |         |
| Number of Days Sunny or Partly Sunny          | 61%             |          |         |
| Elevation (Mean Feet Above Sea Level)         | Range           | Average  |         |
|   | 500 to 800 feet | 670 feet |         |

**Personal Income Tax (RATE in Ranges)**
**Rate Range**

|                             |                   |              |
|-----------------------------|-------------------|--------------|
| State                       | N/A               |              |
| Local                       | N/A               |              |
| <b>Local Occupation Tax</b> | <b>Rate Range</b> | <b>Basis</b> |
| City Residents              | N/A               | N/A          |
| Non-City Residents          | N/A               | N/A          |

**Sales Tax**

|            |       |
|------------|-------|
| State Rate | 6.25% |
| Local Rate | 2.00% |

**Housing**

| Number of Homes on the Market                          | Single Family             | Townhouses & Condominiums |
|--|---------------------------|---------------------------|
|  | 386                       | 2                         |
| <b>Average Selling Prices</b>                          | <b>New &amp; Existing</b> |                           |
| Single Family Home 3,500 Sq. Ft.-4 Bedrooms            | \$417,762                 |                           |
| 2,500 Sq. Ft. - 3 Bedrooms                             | \$253,312                 |                           |
| Townhouse 1,500 Sq. Ft. - 2Bedrooms                    | N/A                       |                           |
| Condominiums 1,200 Sq. Ft. 2- 2 Bedrooms               | N/A                       |                           |
| <b>Number of Single Family Homes for Sale by Price</b> |                           |                           |
| Under - \$150,000                                      | 129                       |                           |
| \$150,001 - \$200,000                                  | 61                        |                           |
| \$200,000 - \$250,000                                  | 42                        |                           |
| \$250,001 - Over                                       | 157                       |                           |
| <b>Rentals</b>   | <b>Average Monthly</b>    |                           |
| Executive Style 3,000 Sq. Ft. - 3 Bedroom Home         | \$1,995                   |                           |

### QUALITY OF LIFE

#### Education

|   |                                      |                                   |
|---|--------------------------------------|-----------------------------------|
| Number of School Districts  | 2                                    |                                   |
| Central City & Selected Suburban School Districts                   | Birdville Independent Shool District | Keller Independent Shool District |
| Elementary School Enrollment  | 16,753                               | 23,365                            |
| Secondary School Enrollment   | 6,688                                | 9,284                             |
| Spending per Student  |                                      |                                   |
| Total   | \$8,059                              | \$7,204                           |
| Instructional   | \$5,031                              | \$4,564                           |
| Overall Student Teacher Ratios                                      | 15.8                                 | 16.5                              |
| 7th Grade Standard Achievement Test Results                         |                                      |                                   |
| Test Name   | TAAS                                 | TAAS                              |
| Average Score   | 71% Passing                          | 88% Passing                       |
| ACT   |                                      |                                   |
| Average Score   | 21.7                                 | 22.9                              |
| SAT   |                                      |                                   |
| Average Score   | 1019                                 | 1050                              |
| ACT/SAT % of Students Taking the Test                               | 56.70%                               | 70.40%                            |
| % of High School Seniors  |                                      |                                   |
| Attending College   | 75%                                  | 82%                               |
| Entering the Labor Market   | 25%                                  | 18%                               |
| Mandatory Competency Testing for High School Graduation (Yes or No) | Yes                                  | Yes                               |
| If Yes, % of Students Passing on First Attempt                      | 92%                                  | 97%                               |
| Science & Technology Magnet Schools                                 | 1                                    | 0                                 |
| Specialized High Schools  | 0                                    | 0                                 |
| Tech Prep Programs  | Yes                                  | Yes                               |
| Occupational Clusters or Career Pathways                            | Yes                                  | Yes                               |
| Vocational high Schools   | 1                                    | 1                                 |
| Private Schools   |                                      |                                   |
| Elementary School Enrollment  |                                      |                                   |
| # of Schools  | 2                                    | N/A                               |
| Total Enrollment  | N/A                                  | N/A                               |
| Average Annual Tuition  | \$8,997                              | N/A                               |
| Secondary School Enrollment   | Fort Worth Christian                 | N/A                               |
| # of Schools  | 1                                    | N/A                               |
| Total Enrollment  | 356                                  | N/A                               |
| Average Annual Tuition  | \$11,600                             | N/A                               |

**QUALITY OF LIFE**

**Health Care**

|  |                                     |                |       |
|--|-------------------------------------|----------------|-------|
| North Richland Hills Hospitals                   | North Hills Hospital -HCA Affiliate | # of Beds: 176 |       |
| Tarrant County Hospitals                         | 20                                  |                |       |
| # of Outpatient Clinics                          | 9                                   |                |       |
| # of Physicians & Dentists in the Area           | Physician                           | Dentists       |       |
|  | 59                                  | 21             |       |
| North Richland Hills                             |                                     |                |       |
| Ratio per 1,000 Population                       |                                     |                |       |
| Crime Rate per 100,000 Inhabitants               | Property                            | Violent        | Total |
|  | 1.89%                               | 0.19%          | 2.08% |
| # of Enclosed Regional Malls                     | 23                                  |                |       |
| # of North Richland Hills Religious Institutions | Protestant                          | Catholic       | Other |
|  | 32                                  | 2              | 7     |

**Sports**

| Major & Minor for College & Professional Teams | College                          |                                   | Professional     |                       |
|--|----------------------------------|-----------------------------------|------------------|-----------------------|
|  | Major                            |                                   | Major            | Minor                 |
| Football                                       | Texas Christian University       | Southern Methodist University     | Dallas Cowboys   |                       |
|  | University of North Texas        |                                   |                  |                       |
| Baseball                                       | Texas Christian University       | Dallas Baptist University         | Texas Rangers    | Fort Worth Cats       |
|  | University of Texas at Arlington | The University of Texas at Dallas |                  | Grand Prairie AirHogs |
|  | Texas Wesleyan University        | University of Dallas              |                  |                       |
| Basketball                                     | Texas Christian University       | Dallas Baptist University         | Dallas Mavericks | Texas Legends         |
|  | University of Texas at Arlington | The University of Texas at Dallas |                  |                       |
|  | Texas Wesleyan University        | University of Dallas              |                  |                       |
|  | Southern Methodist University    | University of North Texas         |                  |                       |
| Soccer   | University of North Texas        | The University of Texas at Dallas | Dallas Stars     | Texas Brahmas         |
|  | Southern Methodist University    | Texas Wesleyan University         |                  |                       |
|  | Dallas Baptist University        | University of Dallas              |                  |                       |

| QUALITY OF LIFE  |  |                                       |  |   |  |
|--|--|---------------------------------------|--|---|--|
| Culture  |  |                                       |  |   |  |
| Top Five Annual Event  | Event  |                                       | Dates  |   |  |
|  | State Fair of Texas  |                                       | September – October  |   |  |
|  | Fort Worth Stock Show & Rodeo  |                                       | January - February   |   |  |
|  | Crowne Plaza Invitational at Colonial  |                                       | May  |   |  |
|  | Easter in the Park   |                                       | March (NRH)  |   |  |
|  | Family 4th Fireworks Show  |                                       | July 4th (NRH)   |   |  |
| # Of Cultural Places & Amenities   | Museums  | Dance Companies                       | Symphony Orchestras  | Opera Companies   | Theater Companies  |
|  | 14   |                                       | 2  | 2   |  |
| Recreational Outlets (DFW Metroplex counties- Collin County, Dallas County, Delta County, Denton County, Ellis County, Hunt County, Johnson County, Kaufman County, Palo Pinto County, Parker County, Rockwall County, Tarrant County) | Kimbell Art Museum, Dallas<br>Museum of Art, Fort Worth<br>Museum of Sciene and History,<br>Science Place & IMAX, Dallas and<br>Fort Worth Zoos, Nasher Sculpture<br>Center, Cowboy Hall of Fame,<br>Latino Cultural Center, Vintage<br>Flying | Numerous Community Dance<br>Companies | Dallas Symphony Orchestra,<br>Fort Worth Symphony<br>Orchestra | Bass Performance<br>Hall (Fort Worth<br>Opera), Winspear<br>Opera House<br>(Dallas Opera) | Dallas Theater,<br>Case Manana,<br>Dallas Childern's,<br>Theater, and<br>numerous<br>community<br>theaters |

Source

<http://www.weatherbase.com/weather-Years on Record: 65>

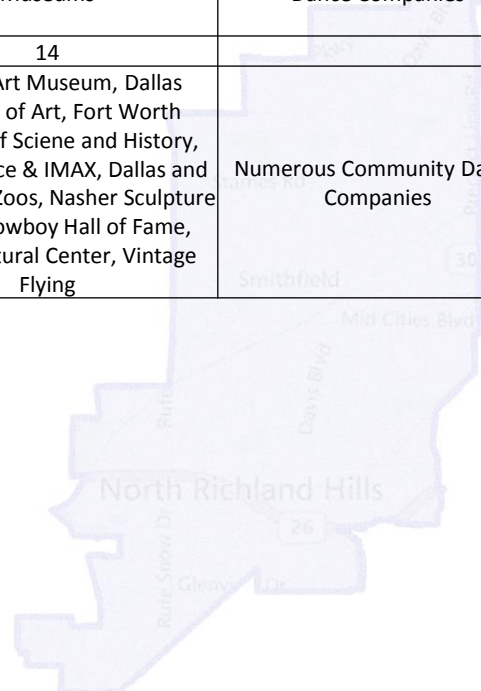
<http://www.ncdc.noaa.gov-Years on Record: 17>

<http://lwf.ncdc.noaa.gov-Years on Record: 49>

<http://www.trulia.com>

Association of American Medical Colleges

Buxton Customer Analytics



| TAXATION   |  |       |
|--|--|-------|
| Corporate Income Tax/Franchise Tax   | State of Texas   | Local |
| Rate (range)   | The franchise tax rates are:<br>1.0% (.01) for most entities<br>0.5% (.005) for qualifying wholesalers and retailers*<br>0.575% for those entities with \$10 million or less in Total Revenue (annualized per 12 month period on which the report is based) electing the E-Z Computation |       |
| Formula (e.g. Sales, Property & Payroll)   | The greater of: \$2.50 per \$1,000 of net taxable capital or 4.5% of the net taxable earned surplus  |       |
| Federal Taxes Deductible   | 0  | 0     |
| Accelerated Depreciation Permitted (Yes or No)   | No   | No    |
| Personal Income Tax  | State of Texas   | Local |
| Rate (Range)   | N/A  | N/A   |
| Earned Income  | N/A  | N/A   |
| Unearned Income (e.g. Dividend)  | N/A  | N/A   |
| Local Occupation Tax (Paid by Employee)  | Rate   | Basis |
| City Residents   | N/A  | N/A   |
| Non-City Residents   | N/A  | N/A   |
| Local Wage Tax (Paid by Employer)  | Rate   | Basis |
| City Residents   | N/A  | N/A   |
| Non-City Residents   | N/A  | N/A   |
| Gross Receipts Tax Rate by Type of Business  |  |       |
| A gross receipts tax does not apply to manufacturing companies. A gross receipts tax applies to utility companies and mixed beverages. |  |       |
| Sales/Use Tax Rate   |  |       |
| State of Texas   | 6.25%  |       |
| City of North Richland Hills General Fund  | 1%   |       |
| City of North Richland Hills Park & Recreation Facilities Development Corporation  | 0.5%   |       |
| City of North Richland Hills Crime Control & Prevention District   | 0.5%   |       |
| Total  | 8.25%  |       |



**TAXATION**

Real & Personal Property Tax Rates Per \$100  
for Jurisdictions Featuring Major Employment Centers

|  |            |             |
|--|------------|-------------|
| City of North Richland Hills           | \$0.570000 | \$0.570000  |
| Tarrant County                         | \$0.264000 | \$0.264000  |
| Birdville Independent Shool District   | \$1.435000 |             |
| Keller Independent Shool District      |            | \$1.5400000 |
| JPS - Tarrant County Hospital District | \$0.227897 | \$0.227897  |
| Tarrant County College                 | \$0.148970 | \$0.148970  |
| Effective Rate per \$100               | \$2.645867 | \$2.750867  |

State Property Tax Effective Rate per \$100

|   |    |
|---|----|
| Real Property (land/building)           | No |
| Personal Property (machinery/equipment) | No |

Subject to Personal Property Tax

|   |            |
|---|------------|
| <b>Freeport Legislation (Triple Freeport)</b> | <b>Yes</b> |
|---|------------|

Source  
Texas Comptroller Office  
Tarrant Appraisal District (TAD)  
(\*Some North Richland Hills residents pay Keller ISD taxes. rather than Birdville ISD taxes. The Keller ISD tax rate is \$1.54 per \$100 property valuation.)

